



Reliable

Measurement results are unaffected by process conditions

Cost effective

Efficient operation and high oil quality

User friendly

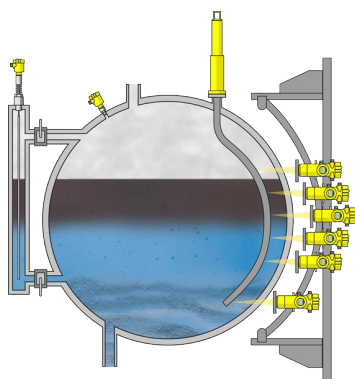
Maintenance-free operation

Oil separators

Level and pressure measurement in an oil separator

The separator vessel contains a mixture of crude oil, gas, water and sand extracted from the subsea well. Precise monitoring of these multiple separation interfaces and emulsions play a vital role in ensuring the quality of the oil separator for separation. Exact control of interfaces, level and pressure allows optimum utilization of the oil separator and increases the effectiveness of the entire asset.

[More details](#)



VEGAFLEX 86

Level measurement with guided radar in the oil separator

- Independent of medium density and therefore highly accurate
- Doubly secure thanks to the "Second Line of Defense"
- Shortenable rod probe allows high flexibility during planning

[Show Product](#)



VEGABAR 83

Pressure transmitter for monitoring pressure in the oil separator

- High plant availability due to high overload resistance
- High resistance of the measuring cell ensures a long service life
- Small process fitting reduces installation costs

[Show Product](#)






MINITRAC 31

Radiometric multi-phase interface measurement in the oil separator

- High process transparency through accurate detection of separation layers
- Ensures continuous operation of the facility through non-contact measuring method
- Measurement unaffected by pressure and temperature because sensor is installed outside of the tank

[Show Product](#)



PRO	PRO	PRO
VEGAFLEX 86 Show Product	VEGABAR 83 Show Product	MINITRAC 31 Show Product
		
Measuring range - Distance 75 m	Measuring range - Distance -	Measuring range - Distance -
Process temperature -196 ... 450 °C	Measuring range - Pressure -1 ... 1000 bar	Process temperature -40 ... 60 °C
Process pressure -1 ... 400 bar	Process temperature -40 ... 200 °C	Process pressure -
Accuracy ± 2 mm	Process pressure -1 ... 1000 bar	Accuracy 0.1 %
Version Coax version ø 21.3 mm with multiple hole Coax version ø 42.2 mm with single hole Coax version ø 42.2 mm with multiple hole Exchangeable rod ø 16 mm Exchangeable cable ø 2 mm with gravity weight Exchangeable cable ø 4 mm with gravity weight Exchangeable cable ø 2 mm with centering weight Exchangeable cable ø 4 mm with centering weight	Accuracy 0.075 %	Materials, wetted parts No wetted material
Materials, wetted parts 316L Alloy C22 (2.4602) 316	Materials, wetted parts 316L Alloy C22 (2.4602) 316Ti (1.4571) Alloy C4 (2.4610)	Seal material no media contact
Threaded connection ≥ G¾, ≥ ¼ NPT	Threaded connection ≥ G½, ≥ ½ NPT	Housing material Aluminium Stainless steel (precision casting)
Flange connection ≥ DN25, ≥ 1"	Flange connection ≥ DN25, ≥ 1"	Protection rating IP66/IP67
Seal material FFKM graphit and ceramic	Hygenic fittings Slotted nut ≥ DN25 - DIN 11851 Varivent ≥ DN25 hygienic fitting with tension flange DN32 Hygienic flange connection ≥ DN50 DIN11864-2 SMS 1145 DN51 SMS DN38 Hygienic fittings ≥ DN33 - DIN11864-1-A Hyg. collar clamp adapter DN40PN40 DIN11864-3-A Hyg. clamp connection DIN11864-3-A; DN50 Rohr ø53 Swagelok VCR screwing Varivent G125	Output Profibus PA Foundation Fieldbus Four-wire: 4 ... 20 mA/HART
Housing material Plastic Aluminium Stainless steel (precision casting) Stainless steel (electropolished)	Seal material no media contact	Ambient temperature -40 ... 60 °C